

# SPRING RATE GAUGE

Shock Absorber Spring Measuring Instrument


## INSTRUCTION MANUAL



### INTRODUCTION

Thank you for purchasing GForce Spring Rate Gauge. This Spring Rate Gauge is designed for serious racers for precise spring hardness measurement. The gauge is housed in a sturdy aluminum case the device measures the spring rate of shock absorber springs of up to 95mm length. The result is displayed on a 4-digit display and helps to compare and select springs for a more precise shock setup.

### NAMES OF PARTS



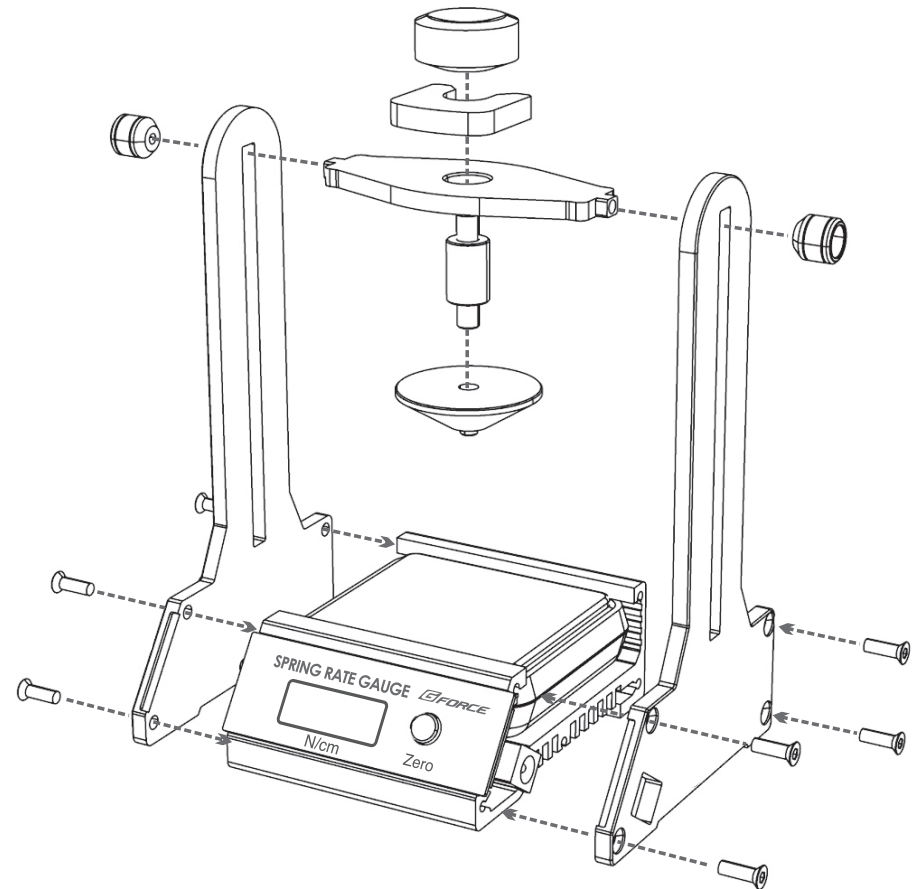
### SPECIFICATION

- DC Input: 4.8-12V
- Automatically Power Off: 10 minutes
- Measurement Range: 1CM compression: 0.000-20.00N/cm
- Dimension: 90.4x81.2x142mm
- Net weight: 285g

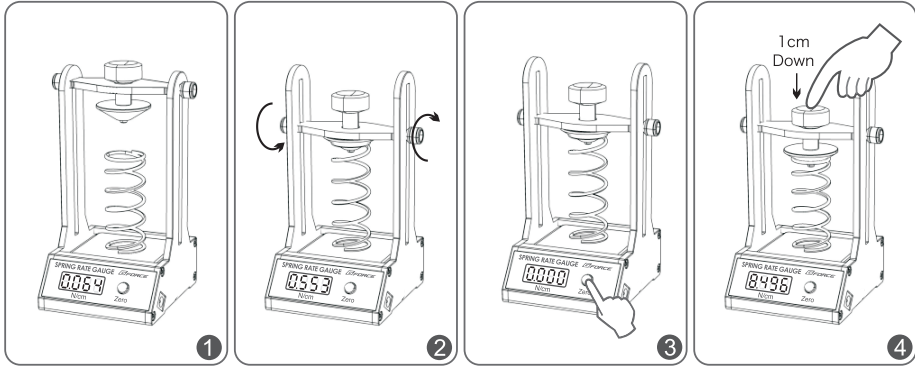
### CONTENTS

- Main Body x 1PCS
- Gauge Stand x 2PCS
- Fixed Nuts x 1PCS
- Measurement Button x 1PCS
- Spacer 5mm x 1PCS
- Rod x 1PCS
- Support Plate x 1PCS
- Spring Holder x 1PCS
- Flat Head Cap Screw x 8PCS
- Power Cable x1PCS
- Instruction Manual x1PCS

### ASSEMBLY

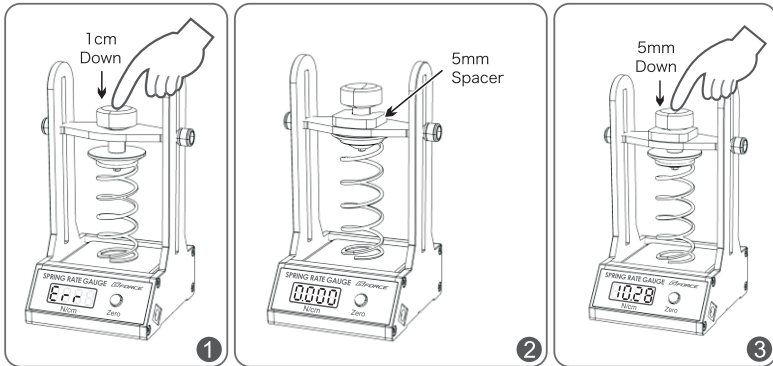


## HOW TO USE



1. Place spring on the scale
2. Move support plate until spring hook touch the spring and fasten the fixed Nuts.
3. Push the zero button after fixed nuts are fastened.
4. Push measurement button and LED display shows force data of the spring.

### When it is displayed with an error



1. If the compression force is over 20.00N/cm ERR message will be
2. Please use the displayed, 0.5CM spacer.
3. Push measurement button and LED display shows force data of the spring.

## MEMO

---

---

---

---

---

---

---

---

---

---

---

---

---

---

---

---

---

---

---

---

---

---

---

**G-FORCE**

Products by  
**G-FORCE, Inc.** [www.gforce-hobby.jp](http://www.gforce-hobby.jp)

4F,No.18 SY Bldg. 4-3-8 Nihonbashi-Hongokucho Chuo-ku, Tokyo 103-0021, JAPAN

Copyright © 2014 G FORCE, Inc. All Right Reserved.

